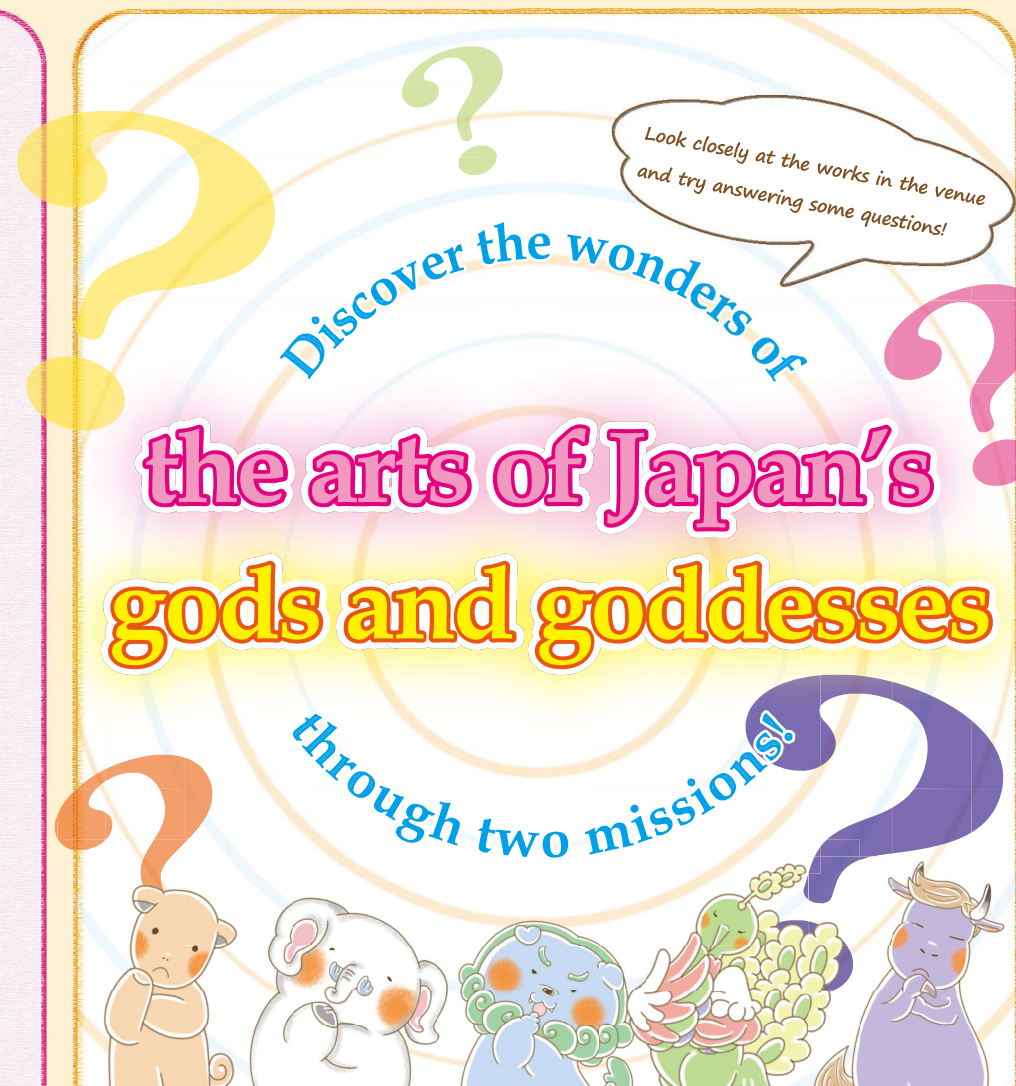




Once your artwork is done, cut along the dotted line!



Requests from the Zanmais,
the Museum's Mascots

- Please don't touch the displayed works or panels.
- Walk slowly when moving through the gallery and don't run.
- Don't rest things on the glass cases or floor when taking notes.
- Use a **pencil** when writing.

Take on Two Missions!

Mission 1

This mission starts on the next page!

Solve mysteries!

Challenge yourself with quizzes related to the arts of Japan's gods and goddesses!


Mission 2

Find this on the last page!

Draw your own depictions of gods and goddesses!

Try drawing one of the works, gods, or goddesses that caught your eye in the gallery!

ざんまいず
ZANMAIS



Haniwanko

Shirozō

Aojishi

Kujappi

Gyūtarō

Question 1 What are those people at the base of the mountain doing?



5. Fuji Sankei Mandara
Edo period, 17th-18th century
Yadawara Farmer's Association No. 3

- 1 Dancing in the water
- 2 Trying to catch fish
- 3 Taking a bath

Answer

Question 2 Why are they entering water before visiting the home of a god or goddess?

- 1 To get a present ready for the god or goddess
- 2 To purify their bodies
- 3 To show off their swimming skills to the gods and goddesses

Answer


It's essential to do this before visiting the home of a god or goddess!



Q2

Section Two | Wondrous Forms

Question 1 Which is the right pose?



Answer

Question 2 Why does the goddess look like this?

- 1 Because she is about to sneeze
- 2 Because it's a gesture ladies would make back in those days
- 3 Because she is eating

Answer

Gods and goddesses were sometimes represented looking like humans.



Q3

Question 1 What does the god/goddess on top of Benzaiten's head look like?



18. Benzaiten with Fifteen Child Attendants
Muromachi period, 16th century
Nakanobō, Taimadera Temple, Nara


- 1 The body of a snake and the head of an old man
- 2 The body of a turtle and the head of a child
- 3 The body of a frog and the head of an old woman

There's another god/goddess who looks the same on display in this gallery. See if you can find him/her!

Answer

Question 2 Benzaiten and the god/goddess on top of her head are both deities connected to something. What is it?

- 1 Fire
- 2 Water
- 3 Trees



They're combined because they have similar roles!

Answer

Q4

Section Three | Wondrous Relationships

Question 1

What is the dragon god holding?



1 A washbasin

2 A bottle

3 A watering can



Answer

23-2. Important Cultural Property

Illustrated Legends of the Great Buddha of Tōdaiji, Scroll Three

Muromachi period, 1536 (Tenbun 5) Tōdaiji Temple, Nara

Question 2

Lots of water is coming out of the object he's holding.
What is he doing?

1 Growing flowers to make an offering

2 Filling a temple pond

3 Helping people transport wood for building



It's related to the Great Buddha of Nara at Todaiji Temple!

Answer

Section Four | Wondrous Animal Friends

Q5

Question 1


What animal is this god riding on?



1 A deer

2 A horse

3 A cow



Answer

25. Kashimadachi Shin'ei

Nanbokuchō period, 14th century

Nara National Museum

Question 2

What is this animal up to?

1 They're competing with the others
to give the god a ride on their back

2 They're going for a stroll with the god

3 They're transporting the god from far, far away

It would go on to become an animal
with a deep connection to Nara!



Answer

Q6

Question

What are these tools for?

Choose the correct combination.

1


Removing grime
from combs

Answer

2



Blackening teeth

Answer

3



Drawing eyebrows

Answer


31. National Treasure

Handbox with Makie Decorations and its Contents

(Ancient Shrine Treasures of Kumano Hayatama Taisha)

Nanbokuchō period, ca.1390 (Meitoku 1)

Kumano Hayatama Taisha Shrine, Wakayama

Beauty tools were used
by both men and women.


Q7

Question 1

How many portable shrines (*mikoshi*)
can you see in the picture?

It's supposed to show
one portable shrine being carried
from place to place.

Answer

33. Yokitenjin Sairei

Edo period, 18th century

Hasedera Temple, Nara

Question 2

Why are gods/goddesses carried
around as part of a festival?

Choose all of the correct answers.

- 1 To make the god/goddess feel refreshed
- 2 To take the god/goddess shopping
- 3 To take the god/goddess to the theater and dancing

The gods are into some of the same
things as people, aren't they?


Answer

You've cleared the mission!

Get a stamp for each mission you take on!

Solve mysteries!

Draw your own depictions
of gods and goddesses!

You can try it
in the Workshop Corner!

Try drawing an artwork of a god or goddess
that caught your eye in the gallery on the back!
Feel free to draw the whole work or just part of it and to include text, too!

Draw your own depictions of gods and goddesses!

Hands-On Fun! Let's make masks and strike a pose!

You can take your masterpiece home with you
or display it in the Workshop Corner.

I'll draw one, too!

"Exploring Art: The Wonders of Japan's Gods and Goddesses"

Dates: Saturday, July 20, to Sunday, September 1, 2024

Venue: West New Wings of the Nara National Museum

Organizers: The Nara National Museum and Japan Broadcasting Corporation (NHK) Nara Station

Special Support from: DMG MORI CO., LTD.

With the Cooperation of: The Nara City Board of Education
and the Association of Buddhist Art (Bukkyō Bijutsu Kyōkai)

Produced by: The Nara National Museum
Planning/Composition/Text: Kume Sayaka (Education Office, The Nara National Museum)
Editing/Illustration/Design: Sato Yuna (Education Office, The Nara National Museum)
Illustrations (Museum Mascots): Okina Mihori (Education Office, The Nara National Museum)
Translation Editing: Mary Lewine (Information Services, Nara National Museum)



ならはく教育普及室
NARAHAKU LEARNING CENTER

奈良国立博物館
NARA NATIONAL MUSEUM



クイズはっけん!

神さまの
びじゅつの
ハテナ
ワークシート

Discover the wonders of

the arts of Japan's
gods and goddesses

through two missions!

关于

在游戏中发现!

神灵艺术
中的
各种疑问

Q 퀴즈로 찾아보자!

신들의 미술
신비한 비밀

こたえ

Answer

答案

정답

Q1

1
3

2
2

Q2

1
1

2
2

Q3

1
1

2
2

Q4

1
2

2
3

Q5

1
1

2
3

Q6

2
2

3
3

1
1

Q7

1
4

2
1・3

